



HARBOR 20 BOAT WEIGHT CERTIFICATE

Conformance to the Class Bylaws

Date 2/13/16

Owner ROBERT KINNEY

Sail No. 420

Boat Equipment Check List

- 3 lb. Anchor & 50' x 1/4" Anchor line
- 2 Gallon Bucket
- Paddle 36" min length
- 2 Life Jackets

	Date	Boat Weight	Bow Up
1	2/13/16	1.879	1.4 ↑
2	PHIL THOMPSON CERT ATTACHED TO		
3	WEIGHT DIAGRAM		

Attachments

- Weight Location Diagram
- Appendix A of Class Bylaws
- Appendix B of Class Bylaws

Signature
Class Measurer or Fleet Measurer

3/22/16

Date



WEIGHT DISTRIBUTIO

2/13/16

Date

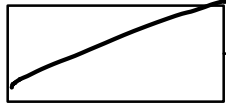
ROBERT KINNEY

Owner

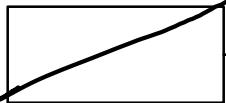
Sail No.

59 LB/E

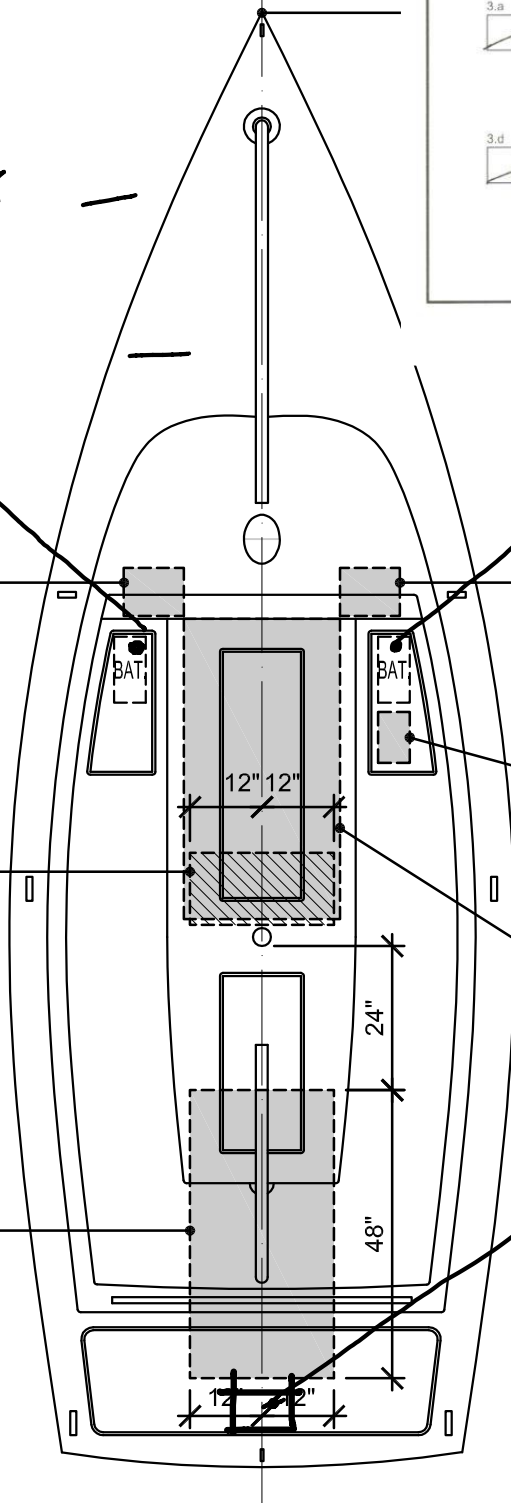
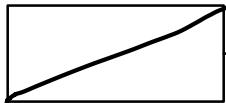
3.b 20%



3.a 40%

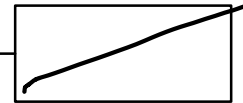


3.d 20%



15 LB/E

3.c 20%



1 30 lbs.

30 LB

2 max. 40 lbs.

41 LB

20 LB/E

[Signature]

Signature Class Measurer
or Fleet Measurer

3/22/16

Date

WEIGHT DISTRIBUTION DIAGRAM

71

2/13/16

Date

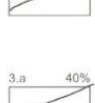
ROBERT KINNEY

Owner

Sail No.

59 LB/E

3.b 20%



3.a 40%

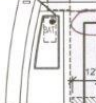


3.d 20%



15 LB/E

3.c 20%



1 30 lbs.

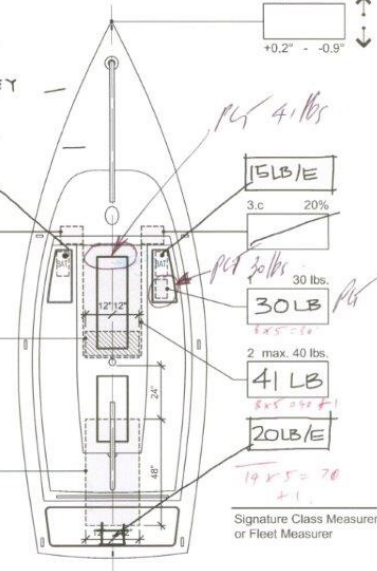
30 LB

2 max. 40 lbs.

41 LB

20 LB/E


Appendix B
+0.2" - -0.9"



Signature Class Measurer
or Fleet Measurer

Date

Boat 409



Forward Bilge



Bilge at pump sump



Aft of Starboard Battery box

APPENDIX A

Harbor 20 Corrector Weight Requirements

Weights must be added to any Class Yacht weighing under the class minimum of 1950 lbs. The weight shall be added as described herein and as shown on the diagram included in this Appendix. The weight added shall be of solid material such as lead, diver's weights, barbell plates or similar. The weights shall be permanently attached. All corrector weights referred to below are plus or minus 1 pound, as long as the total corrector weight does not result in a total boat weight of less than 1,950 pounds.

NOTE: Any compensation weight required per Class Bylaw III.E.3 must be in place prior to adding weight as prescribed in this Appendix.

Class Bylaw III.E.3. Added corrector weight of lead or other approved material will be substituted in the absence of electric propulsion devices. Such weight shall be permanently fastened with GRP or mechanical fasteners. For auxiliary motor and batteries, 70 pounds is to be permanently installed on each of the platforms under the seats and 20 pounds is to be permanently installed in the lazarette against the transom.

1. If the boat has the lithium battery set-up with one lead acid battery, 30 pounds of corrector weight shall be added in the seat compartment just aft of the lithium battery such that the boat is level port to starboard.
2. After addressing Item 1 and if additional weight is needed to meet the total minimum weight requirement, the additional weight, up to a maximum of 40 pounds, shall be placed aft of the forward seat bulkhead and forward of the barney post and at least 12 inches below the hull/deck joint.
3. After addressing Items 1 and 2 and if additional weight is needed to meet the total minimum weight requirement, the additional weight shall be distributed as follows:
 - a. 40% is to be attached in the keel bolt area compartment immediately forward of the barney post not exceeding a distance of 12 inches from the hull centerline.
 - b. 20% is to be attached to the port forward seat bulkhead, either front or aft side of bulkhead, at least 12 inches below the hull/deck joint and at least 12 inches from the hull centerline.
 - c. 20% is to be attached to the starboard forward seat bulkhead, either front or aft side of bulkhead, at least 12 inches below the hull/deck joint and at least 12 inches from the hull centerline.
 - d. 20% attached in the area defined as being between 24 and 72 inches aft of the barney post not exceeding a distance of 12 inches from the hull centerline.

APPENDIX B

Water Line Level Adjustment

A Class Yacht, with all her equipment in sailing position, floats 0.9 degrees bow up, as measured by the cockpit sole, and is said to be “floating on her lines”. “Lines” are measured on the forward section of the cockpit sole using a 4-foot long digital construction level with an accuracy of 0.1 degree resting on identical spacer blocks. The measurement is to be performed by and at the discretion of the Class or Fleet Measurer.

Harbor 20 boats with lines exceeding 0.2 degrees plus or minus of 0.9 degrees bow up require adjustment to be considered a Class Yacht. Adjustment can be made by the addition of weights and/or the readjustment of weights added per Appendix A. Line adjustment and final measurement is to be observed and recorded by the Class or Fleet Measurer.